

Model 8850

very stylish. very colorful.

VERY CONTEMPORARY.

FULL-VIEW GARAGE DOORS OPEN NEW DESIGN HORIZONS



life's front doorSM



a garage door inspired by
SUNSHINE AND BEAUTIFUL VIEWS.

A PANORAMIC LOOK FOR CONTEMPORARY HOMES.

Full-View garage doors are designed to complement your home's clean, modern look. They are the perfect enhancement to your home's glass expanses and patios – beautifully fusing indoor and outdoor spaces.




get the view without sacrificing
STRENGTH, SECURITY OR CLIMATE RESISTANCE.

Wayne-Dalton Full-View doors are constructed with a rugged, anodized aluminum frame.

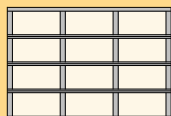
That means your door is virtually maintenance-free. Just wash the panels as you would any windows

Equal panel spacing is another feature of the Wayne-Dalton Model 8850 door.


7' AND 8' TALL DOORS



8' WIDE 2 panel



9' WIDE 3 panel




16' WIDE 4 panel



18' WIDE 5 panel

Drawings shown for illustrative purposes only of panel spacing, and do not reflect actual style and rail dimensions.



BEAUTIFUL VIEWS FROM INSIDE AND OUT.



The aluminum panels feature tongue-and-groove joints that provide a great weather barrier. The flexible vinyl bottom seal helps prevent dirt and elements from entering your garage.



Full-View doors have reinforcing fins plus extra-heavy track and brackets to provide years of smooth, trouble-free operation.


The fins are the extruded part of the door section that are not visible through the glass.

panel choice and color balance
BEAUTY AND LIGHT



Choose tempered safety glass, acrylic or solid panels in a wide variety of colors, tints and styles.
Most panel styles are also available in both single pane and insulated configurations.

FULL-VIEW WINDOWS




CLEAR TEMPERED GLASS



WHITE LAMINATED PRIVACY GLASS



SATIN ETCHED PRIVACY GLASS



GREEN TINTED GLASS



BRONZE TINTED GLASS



GRAY TINTED GLASS

– Solid, anodized aluminum panels are available to match any door color.

– Custom glass layouts and other tempered glass options available.



ANODIZED FINISH (STANDARD)



CLEAR

PAINT FINISHES (OPTIONAL)



WAYNE-DALTON WHITE



WAYNE-DALTON BROWN


POWDER COAT FINISHES (OPTIONAL)



WHITE



HUNTER GREEN



BLACK



BRONZE

Model 8850 doors are available in custom powder-coat RAL colors. Shown here are just four of the most popular, but there are many more to choose from. Consult dealer for details.

glass blends naturally
WITH YOUR ENVIRONMENT.

